

GETTING STARTED

WELCOME

..to your new Bubba! This getting-started-guide will take you through installation and usage, and show how you can use the features to simplify your life.

IMPORTANT TO KNOW

Always turn your Bubba off using the back side button. Never remove power when the front lamp is lit or blinking, as there is a remote risk that it will damage your the drive.

Keep the back side button pressed until the blue lamp starts to blink. Release the button and wait (approximately 20 seconds) until the blue lamp is turned off. It's now safe to remove power.

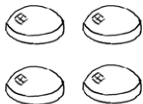


CONSIDER THE ENVIRONMENT: THERE IS A PRINTED COPY IN BUBBA'S BOX. PERHAPS YOU DON'T NEED THE EXTRA COPY?

BOX CONTENTS



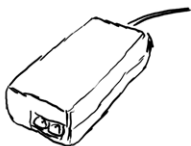
Bubba



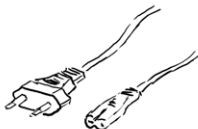
Rubber feet




This guide



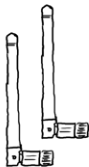
Power brick



Mains cable (your country standard)



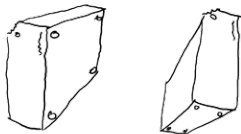
Network cable



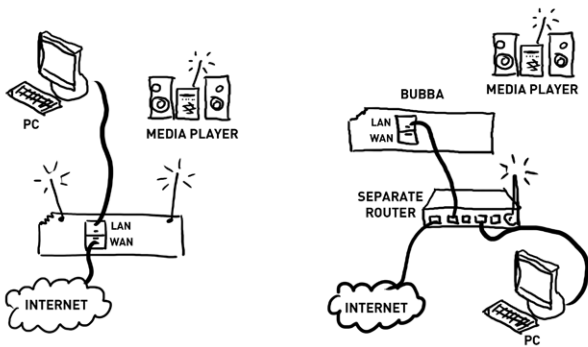
2 pcs. WiFi antennas
(not all models)

GETTING STARTED

1. Decide whether you want Bubba to be lying down or standing upright. Assemble the rubber feet accordingly



2. Use the enclosed network cable and connect it between Bubba's LAN port and your network, either directly to your computer or to a switch or router. Also connect Bubba's WAN port to your internet connection or modem. Some connection examples:



3. Connect the power brick, first to Bubba, then to a wall outlet
4. The blue lamp on Bubba's front will now blink for about a minute. When it is constantly lit Bubba is powered up
5. Start an internet browser on your computer and type **bubba** in the adress field. If you are using MAC or Linux type **bubba.local** instead
6. A dialog where you are prompted for password will pop up. Log on using the password **admin**
7. Follow the setup wizard. It is recommended to create a user for every person who will use Bubba

Your Bubba is now ready for use!

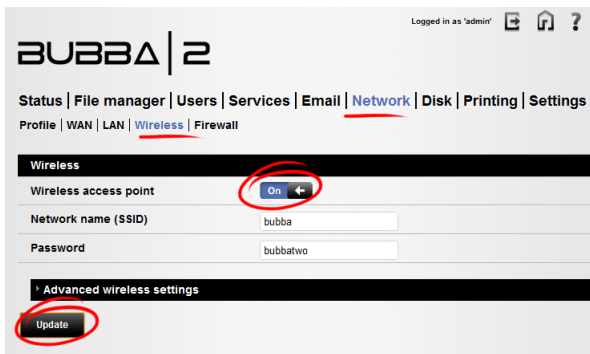


EASY
TO USE

USING BUBBA TO CREATE A WIRELESS NETWORK

Bubba's wireless network is by default turned off. To turn it on:

1. Browse to **bubba** in a web browser
2. Click **System settings**
3. Type **admin** as password
4. Turn on WiFi and enter network name and password of your choice



NOTE: BUBBA CAN ALSO BE PURCHASED WITHOUT WIFI

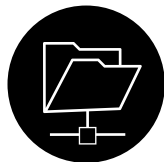
STORING FILES ON BUBBA

There are many ways to save and read files on Bubba. Some of the possibilities are presented here:

THE WEB FILE MANAGER

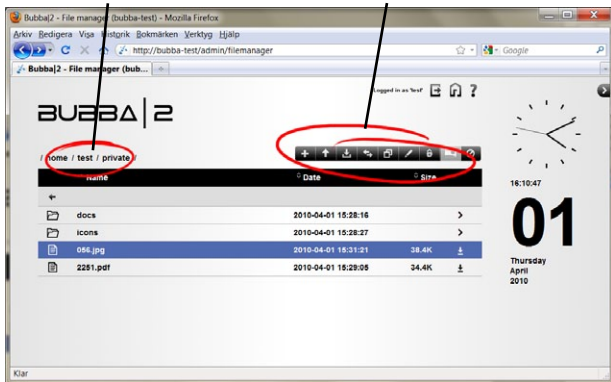
This file manager can be reached wherever you are in the world. If you are on your local network (the same network as Bubba) - browse to **bubba** in a web browser. If you are anywhere else, browse to **<your easyfind name>.bubbaserver.com**.

The web file manager is started by clicking the icon **File manager**. Log on as a regular user (not admin).

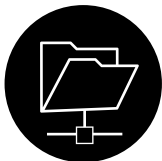


Current path

Function icons



- Double click a folder to open it
- Double click a file to open it
- Mark several files by using CTRL or SHIFT on the keyboard and click the files
- Sort the file list by clicking the icons next to **Name**, **Date** och **Size**.
- Use the function icon bar to do the following:



Create a new folder

Upload files to Bubba

Download as zip

Move

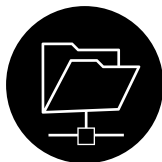
Copy

Rename

Change access rights

Add to photo album

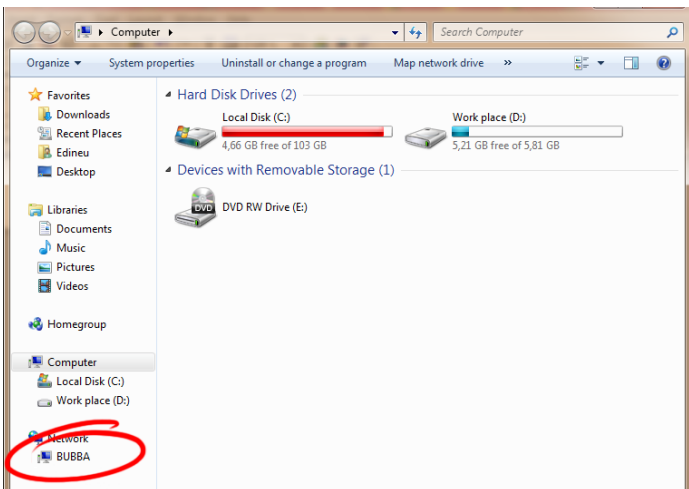
Delete



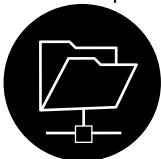
WINDOWS EXPLORER, MAC FINDER AND LINUX FILE BROWSER

This is a way to reach your files in an easy way. It is required that you are on the same local network as Bubba.

- In Windows - go to windows explorer (also called **Computer** or **This computer**). Click Network and then Bubba.



- On MAC - start Finder. BUBBA will automatically show up in the list to the left.
 - On Linux - go to **File Browser, Nautilus** or similar. **BUBBA** will automatically show up as a network unit.



LISTENING TO MUSIC WITH BUBBA

Bubba can store and deliver music to several players, even your web browser!

STORING MUSIC ON BUBBA

For Bubba to be able to publish your music to the different services you have to store the music under **storage/music**. Use any of the ways described in the previous chapter to do this.

LISTENING TO THE MUSIC USING YOUR WEB BROWSER

This feature works even if you are outside of your local network - hence it is possible to listen to your personal music collection from work. Click the music icon on the start page. All music added under **storage/music** is displayed, ready to enjoy!

LISTENING TO THE MUSIC IN YOUR PLAYBACK DEVICE

Bubba automatically publishes the music using three different ways in your local network - UPnP, DAAP and Squeezebox Server. This makes almost all available music players to work with Bubba. You don't have to do anything more than connecting your music player to make it work, it detects Bubba and your music automatically. Please note that Squeezebox Server is disabled by default. Go to **System settings** → **Services** to enable it.

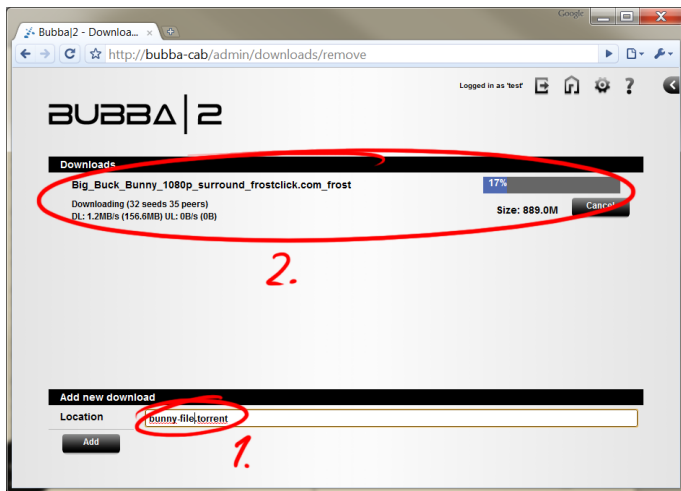
EXAMPLES OF SUPPORTED MUSIC PLAYERS:
SQUEEZEBOX (ALL MODELS), SOUNDBRIDGE, XBOX 360, PS3 ETC.



USING BUBBA TO DOWNLOAD LARGE FILES

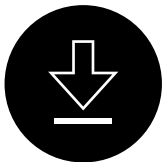
Bubba can help you to download large files, so you don't have to leave your computer on more than necessary. Click the download icon on the front page and log on using your user name and password.

1. Paste the link to the file in the text field
2. The download starts automatically



The download manager supports http (web), ftp and torrent files.

YOU CAN ALSO START TORRENT DOWNLOADS BY SAVING THE TORRENT FILE IN `/HOME/<YOUR USER>/TORRENTS`



CREATING PHOTO ALBUMS USING BUBBA

Create a photo album to share with family and friends with a few clicks. Please follow these steps:

1. Store your photos in **storage/pictures**
2. Enter the web **File manager**. Select the pictures - or folders with pictures - you want to create albums from by clicking them
3. Click on the icon **Add to album** on the top right
4. Go to the photo album - click the icon **Photos** on the first page
5. Click **Manage albums**
6. Select your new album to the left and enter title to the right. Also select access rights down to the right, for instance if you want everyone to have access, select **Allow anonymous access**.
7. If you want to create **Album viewers** to control access per user, click **Album viewers** on the top and create new viewers. Note that **Album viewers** does not have anything in common with Bubba users.
8. When you are done with the album, click **Photo albums** on the top. Here all albums you have access rights to are available, ready to enjoy!

NOTE THAT YOU CAN REACH BUBBA (AND THE ALBUMS) USING YOUR EASYFIND NAME WHEREVER YOU ARE - GO TO:
<your easyfind name>.bubbaserver.com/album



BACKUP IMPORTANT DATA

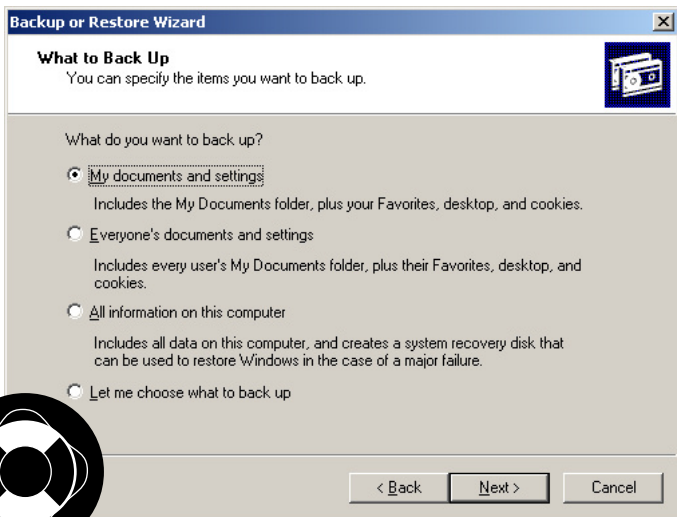
We recommend that you always keep at least one extra copy of your important data. Bubba has several features that can help you with this.

BACKUP DATA FROM YOUR PC TO BUBBA

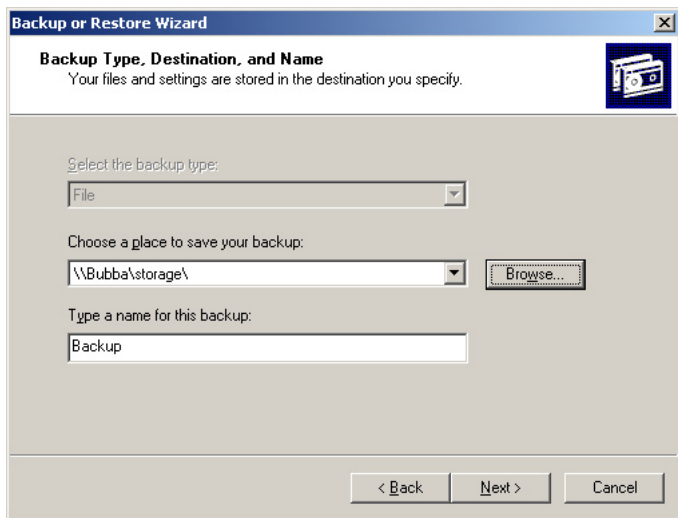
There are several ways to do this. Easiest is to use your is to use your computers built-in features for backup:

Windows XP Pro:

1. Go to **Start → Programs → Accessories → System Tools → Backup**. Walk through the guide and select what you need to backup:



2. As destination, choose your Bubba:



3. Complete the guide. If you want to schedule this backup to make it run automatically at certain times, do so by selecting **Start → Programs → Accessories → System Tools → Scheduled Tasks**, and add an event.

To restore your files, choose **Restore** instead of **Backup** in the above guide.



Windows Vista and Windows 7:

This works almost the same, except that scheduling now is included in the same guide.

1. Go to **Start → Control Panel → Backup and Restore**. Complete the guide similarly, choose **Save to Network** and set Bubba as target:

Konfigurera säkerhetskopiering

Välj en nätverksplats

Ange på vilken nätverksplats säkerhetskopiefilerna ska sparas och vilka inloggningsuppgifter som ska användas för att nå resursen.

Nätverksplats:

Exempel: \\server\resurs

Nätverksautentiseringsuppgifter

Windows Säkerhetskopiering behöver ett användarnamn och lösenord för att komma åt nätverksplatsen när säkerhetskopian sparas. [Vilka autentiseringsuppgifter ska jag ange?](#)

Användarnamn:

Lösenord:



BACKUP DATA FROM BUBBA TO AN EXTERNAL DEVICE

Bubba also has an embedded backup feature to back up data stored on Bubba to an external device. This device can be:

- a USB-disk, connected to Bubba
- **Bubba Storage**, connected to Bubba
- an SSH-server, anywhere on the Internet (for example another Bubba)
- an FTP-server, anywhere on the internet

Follow these steps:

1. From Bubba's start page, click the gear wheel (**Administration**) in the top right. Log on using the password **admin**.
2. Click **File Manager** → **Backup**
3. In the empty field, enter a name for your backup job, for example **Mail**. Click **Create Job**.
4. Under **Included directories**, choose what you want to include in the backup, for example your user/Mail. Click **browse** and select.
5. Under **Target settings**, choose settings for the target device. For example USB/E-SATA disk.
6. Click **Backup schedule** and choose how often you need the backup to run.
7. Choose whether you wish your target data to be encrypted under **Data security**. In that case, be careful not to lose the password!
8. Click **Save settings** when finished!

THIS FEATURE SAVES YOUR DATA IN A TIME LINE MANNER -
WHEN YOU NEED TO RESTORE YOUR BACKUP YOU CAN CHOOSE
AT WHAT BACKUP POINT TO FETCH THE DATA FROM.



CREATE A RAID SYSTEM

Except for the backup features you can create a RAID system with Bubba. RAID is a way to mirror the hard drive data towards another hard drive - **Bubba Storage** - for increased data security. Before deciding to do this, please note the following:

RAID only protects against disk crashes. It does not protect your data against theft, viruses, unintentional erasing, flooding etc. We therefore recommend that you combine RAID with a backup solution.

Do like this:

1. Connect your Bubba Storage via eSATA.
2. From the start page, click the gear wheel (**Administration**).
3. Click **Disk → RAID**
4. Click **Create RAID array** and follow the instructions. Note that this may take several hours to complete.



Bubba is built with and contains software that is released under GPL:

GNU GENERAL PUBLIC LICENSE

Version 2, June 1991

Copyright (C) 1989, 1991 Free Software Foundation, Inc.
51 Franklin Street, Fifth Floor, Boston, MA 02110-1301, USA

Everyone is permitted to copy and distribute verbatim copies of this license document, but changing it is not allowed.

Preamble

The licenses for most software are designed to take away your freedom to share and change it. By contrast, the GNU General Public License is intended to guarantee your freedom to share and change free software--to make sure the software is free for all its users. This General Public License applies to most of the Free Software Foundation's software and to any other program whose authors commit to using it. (Some other Free Software Foundation software is covered by the GNU Lesser General Public License instead.) You can apply it to your programs, too.

When we speak of free software, we are referring to freedom, not price. Our General Public Licenses are designed to make sure that you have the freedom to distribute copies of free software (and charge for this service if you wish), that you receive source code or can get it if you want it, that you can change the software or use pieces of it in new free programs; and that you know you can do these things.

To protect your rights, we need to make restrictions that forbid anyone to deny you these rights or to ask you to surrender the rights. These restrictions translate to certain responsibilities for you if you distribute copies of the software, or if you modify it.

For example, if you distribute copies of such a program, whether gratis or for a fee, you must give the recipients all the rights that you have. You must make sure that they, too, receive or can get the source code. And you must show them these terms so they know their rights.

We protect your rights with two steps: (1) copyright the software, and (2) offer you this license which gives you legal permission to copy, distribute and/or modify the software.

Also, for each author's protection and ours, we want to make certain that everyone understands that there is no warranty for this free software. If the software is modified by someone else and passed on, we want its recipients to know that what they have is not the original, so that any problems introduced by others will not reflect on the original authors' reputations.

Finally, any free program is threatened constantly by software patents. We wish to avoid the danger that redistributors of a free program will individually obtain patent licenses, in effect making the program proprietary. To prevent this, we have made it clear that any patent must be licensed for everyone's free use or not licensed at all.

The precise terms and conditions for copying, distribution and modification follow.

TERMS AND CONDITIONS FOR COPYING, DISTRIBUTION AND MODIFICATION

0. This License applies to any program or other work which contains a notice placed by the copyright holder saying it may be distributed under the terms of this General Public License. The "Program", below, refers to any such program or work, and a "work based on the Program" means either the Program or any derivative work under copyright law: that is to say, a work containing the Program or a portion of it, either verbatim or with modifications and/or translated into another language. (Hereinafter, translation is included without limitation in the term "modification".) Each licensee is addressed as "you".

Activities other than copying, distribution and modification are not covered by this License; they are outside its scope. The act of running the Program is not restricted, and the output from the Program is covered only if its contents constitute a work based on the Program (independent of having been made by running the Program). Whether that is true depends on what the Program does.

1. You may copy and distribute verbatim copies of the Program's source code as you receive it, in any medium, provided that you conspicuously and appropriately publish on each copy an appropriate copyright notice and disclaimer of warranty; keep intact all the notices that refer to this License and to the absence of any warranty; and give any other recipients of the Program a copy of this License along with the Program.

You may charge a fee for the physical act of transferring a copy, and you may at your option offer warranty protection in exchange for a fee.

2. You may modify your copy or copies of the Program or any portion of it, thus forming a work based on the Program, and copy and distribute such modifications or work under the terms of Section 1 above, provided that you also meet all of these conditions:

- a) You must cause the modified files to carry prominent notices stating that you changed the files and the date of any change.
 - b) You must cause any work that you distribute or publish, that in whole or in part contains or is derived from the Program or any part thereof, to be licensed as a whole at no charge to all third parties under the terms of this License.
 - c) If the modified program normally reads commands interactively when run, you must cause it, when started running for such interactive use in the most ordinary way, to print or display an announcement including an appropriate copyright notice and a notice that there is no warranty (or else, saying that you provide a warranty) and that users may redistribute the program under these conditions, and telling the user how to view a copy of this License. (Exception: if the Program itself is interactive but does not normally print such an announcement, your work based on the Program is not required to print an announcement.)
- These requirements apply to the modified work as a whole. If identifiable sections of that work are not derived from the Program, and can be reasonably considered independent and separate works in themselves, then this License, and its terms, do not apply to those sections when you distribute them as separate works. But when you distribute the same sections as part of a whole which is a work based on the Program, the distribution of the whole must be on the terms of this License, whose permissions for other licensees extend to the entire whole, and thus to each and every part regardless of who wrote it.

Thus, it is not the intent of this section to claim rights or contest your rights to work written entirely by you; rather, the intent is to exercise the right to control the distribution of derivative or collective works based on the Program.

In addition, mere aggregation of another work not based on the Program with the Program (or with a work based on the Program) on a volume of a storage or distribution medium does not bring the other work under the scope of this License.

3. You may copy and distribute the Program (or a work based on it, under Section 2) in object code or executable form under the terms of Sections 1 and 2 above provided that you also do one of the following:

- a) Accompany it with the complete corresponding machine-readable source code, which must be distributed under the terms of Sections 1 and 2 above on a medium customarily used for software interchange; or,
 - b) Accompany it with a written offer, valid for at least three years, to give any third party, for a charge no more than your cost of physically performing source distribution, a complete machine-readable copy of the corresponding source code, to be distributed under the terms of Sections 1 and 2 above on a medium customarily used for software interchange; or,
 - c) Accompany it with the information you received as to the offer to distribute corresponding source code. (This alternative is allowed only for noncommercial distribution and only if you received the program in object code or executable form with such an offer, in accord with Subsection b above.)
- The source code for a work means the preferred form of the work for making modifications to it. For an executable work, complete source code means all the source code for all modules it contains, plus any associated interface definition files, plus the scripts used to control compilation and installation of the executable. However, as a special exception, the source code distributed need not include anything that is normally distributed (in either source or binary form) with the major components (compiler, kernel, and so on) of the operating system on which the executable runs, unless that component itself accompanies the executable.

If distribution of executable or object code is made by offering access to copy from a designated place, then offering equivalent access to copy the source code from the same place counts as distribution of the source code, even though third parties are not compelled to copy the source along with the object code.

4. You may not copy, modify, sublicense, or distribute the Program except as expressly provided under this License. Any attempt otherwise to copy, modify, sublicense or distribute the Program is void, and will automatically terminate your rights under this License. However, parties who have received copies, or rights, from you under this License will not have their licenses terminated so long as such parties remain in full compliance.

5. You are not required to accept this License, since you have not signed it. However, nothing else grants you permission to modify or distribute the Program or its derivative works. These actions are prohibited by law if you do not accept this License. Therefore, by modifying or distributing the Program (or any work based on the Program), you indicate your acceptance of this License to do so, and all its terms and conditions for copying, distributing or modifying the Program or works based on it.

6. Each time you redistribute the Program (or any work based on the Program), the recipient automatically receives a license from the original licensor to copy, distribute or modify the Program subject to these terms and conditions. You may not impose any further restrictions on the recipients' exercise of the rights granted herein. You are not responsible for enforcing compliance by third parties to this License.

7. If, as a consequence of a court judgment or allegation of patent infringement or for any other reason (not limited to patent issues), conditions are imposed on you (whether by court order, agreement or otherwise) that contradict the conditions of this License, they do not excuse you from the conditions of this License. If you cannot distribute so as to satisfy simultaneously your obligations under this License and any other pertinent obligations, then as a consequence you may not distribute the Program at all. For example, if a patent license would not permit royalty-free redistribution of the Program by all those who receive copies directly or indirectly through you, then the only way you could satisfy both it and this License would be to refrain entirely from distribution of the Program.

If any portion of this section is held invalid or unenforceable under any particular circumstance, the balance of the section is intended to apply and the section as a whole is intended to apply in other circumstances.

It is not the purpose of this section to induce you to infringe any patents or other property right claims or to contest validity of any such claims; this section has the sole purpose of protecting the integrity of the free software distribution system, which is implemented by public license practices. Many people have made generous contributions to the wide range of software distributed through that system in reliance on consistent application of that system; it is up to the author/donor to decide if he or she is willing to distribute software through any other system and a licensee cannot impose that choice.

This section is intended to make thoroughly clear what is believed to be a consequence of the rest of this License.

8. If the distribution and/or use of the Program is restricted in certain countries either by patents or by copyrighted interfaces, the original copyright holder who places the Program under this License may add an explicit geographical distribution limitation excluding those countries, so that distribution is permitted only in or among countries not thus excluded. In such case, this License incorporates the limitation as if written in the body of this License.

9. The Free Software Foundation may publish revised and/or new versions of the General Public License from time to time. Such new versions will be similar in spirit to the present version, but may differ in detail to address new problems or concerns.

Each version is given a distinguishing version number. If the Program specifies a version number of this License which applies to it and "any later version", you have the option of following the terms and conditions either of that version or of any later version published by the Free Software Foundation. If the Program does not specify a version number of this License, you may choose any version ever published by the Free Software Foundation.

10. If you wish to incorporate parts of the Program into other free programs whose distribution conditions are different, write to the author to ask for permission. For software which is copyrighted by the Free Software Foundation, write to the Free Software Foundation; we sometimes make exceptions for this. Our decision will be guided by the two goals of preserving the free status of all derivatives of our free software and of promoting the sharing and reuse of software generally.

NO WARRANTY

11. BECAUSE THE PROGRAM IS LICENSED FREE OF CHARGE, THERE IS NO WARRANTY FOR THE PROGRAM, TO THE EXTENT PERMITTED BY APPLICABLE LAW. EXCEPT WHEN OTHERWISE STATED IN WRITING THE COPYRIGHT HOLDERS AND/OR OTHER PARTIES PROVIDE THE PROGRAM "AS IS" WITHOUT WARRANTY OF ANY KIND, EITHER EXPRESSED OR IMPLIED, INCLUDING, BUT NOT LIMITED TO, THE IMPLIED WARRANTIES OF MERCHANTABILITY AND FITNESS FOR A PARTICULAR PURPOSE. THE ENTIRE RISK AS TO THE QUALITY AND PERFORMANCE OF THE PROGRAM IS WITH YOU. SHOULD THE PROGRAM PROVE DEFECTIVE, YOU ASSUME THE COST OF ALL NECESSARY SERVICING, REPAIR OR CORRECTION.

12. IN NO EVENT UNLESS REQUIRED BY APPLICABLE LAW OR AGREED TO IN WRITING WILL ANY COPYRIGHT HOLDER, OR ANY OTHER PARTY WHO MAY MODIFY AND/OR REDISTRIBUTE THE PROGRAM AS PERMITTED ABOVE, BE LIABLE TO YOU FOR DAMAGES, INCLUDING ANY GENERAL, SPECIAL, INCIDENTAL OR CONSEQUENTIAL DAMAGES ARISING OUT OF THE USE OR INABILITY TO USE THE PROGRAM (INCLUDING BUT NOT LIMITED TO LOSS OF DATA OR DATA BEING RENDERED INACCURATE OR LOSSES SUSTAINED BY YOU OR THIRD PARTIES OR A FAILURE OF THE PROGRAM TO OPERATE WITH ANY OTHER PROGRAMS), EVEN IF SUCH HOLDER OR OTHER PARTY HAS BEEN ADVISED OF THE POSSIBILITY OF SUCH DAMAGES.

END OF TERMS AND CONDITIONS

...AND MUCH MUCH MORE...

You should now master the most important features of your Bubba. To learn more, for instance how to:

- Watch film and photos from Bubba,
- use the email and calendar features,
- use Bubba as printer server,
- use the FTP server,
- expand your storage,
- use Bubba as a web server,
- install more features,
- exchange or re-install the hard drive,
- open ports in the firewall,
- or tamper with the network settings...

..we kindly ask you to read the full users manual, available at **www.excito.com**, click **support**.

DO YOU MISS ANY INFORMATION IN THIS GUIDE? GIVE US A CHANCE TO IMPROVE BY LETTING US KNOW. SEND AN EMAIL TO **support@excito.com** AND LET US KNOW WHAT YOU THINK!

